



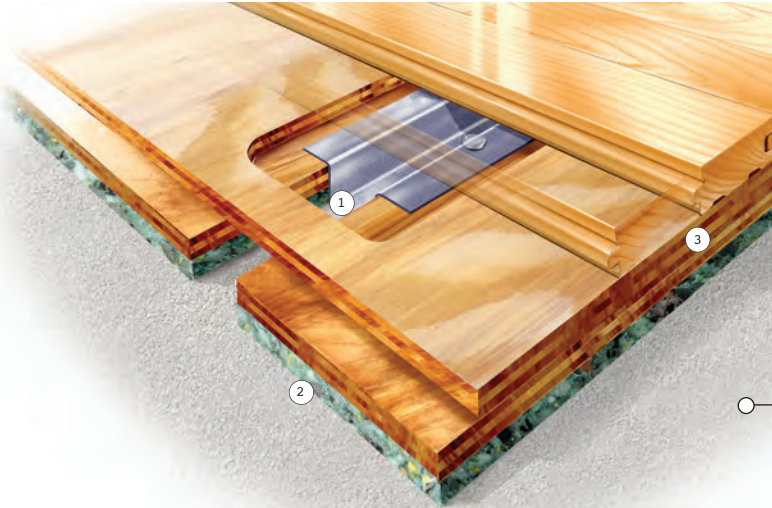
S-CHANNEL™

F I X E D R E S I L I E N T

FIXED
RESILIENT
○○○
S-CHANNEL

SYSTEM FEATURES AND BENEFITS

A sports floor system providing the stability of an anchored floor with the uniform resiliency of a floating system, consisting in general of a vapor barrier, blanket pad, steel channel, steel anchors, wood subflooring, maple flooring, sanding, sealers, finishes, game lines and wall base.

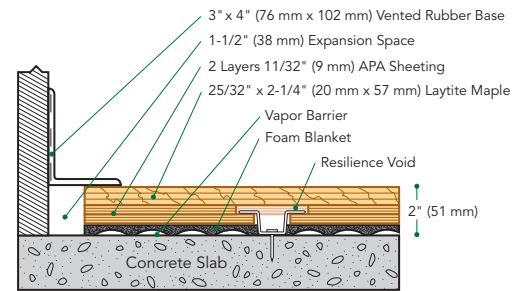


- ① Heavy-duty, buckle resistant steel channel provides great resistance to pin pull through and upward pressure
- ② Rebonded open cell flexible polyurethane foam blanket
- ③ Two layers APA rated plywood sheathing

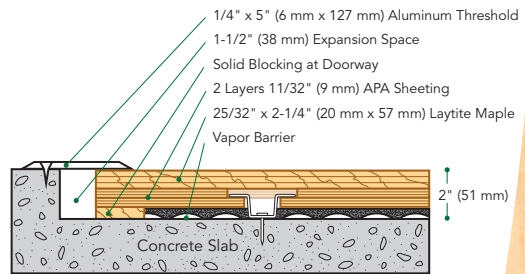
SPECIFICATIONS

MANUFACTURING	ISO 9001:2000 CERTIFIED
U.S. PATENT #	Pending
SYSTEM TYPE	Fixed Resilient
ANCHORAGE	Sectional Channel (Design Group 2)
SUBFLOOR CONSTRUCTION	Plywood Panel
RESILIENCE	Foam Blanket
SLAB DEPRESSION	25/32" (20 mm) flooring – 2" (51mm) 33/32" (26mm) flooring – 2 1/4" (57mm)
DIN STATUS	D·I·N Meets or exceeds all requirements of DIN 18032, Part 2
TESTING LABORATORY	United States Sports Surfacing Laboratory
CERTIFIED TESTING	Laboratory test equipment calibrated and certified through the ISSS
GREEN STATUS	Managed forests, certification available

WALL BASE DETAIL



THRESHOLD DETAIL (optional accessory)



EQUIPMENT DETAIL (optional accessory)

